




Dura-Weld Series 9000



- Fusion welded beveled frame & fusion welded sash
- Air & water tight dual durometer glazing with 7/8" insulated glass
- Heavy gauge full extruded handles on both sashes
- Dual locks
- Full interlock with double weather-stripping
- Tilt-in sashes for easy cleaning
- 2 heavy duty roll-out night latches
- Half screen included
- Maintenance free rigid vinyl with additional chambers in profile
- Positive action cam-type lock and keeper
- Adjustable sill extension sloped sill, no pockets to collect dirt



- Fusion welded multi-chambered master frame
- Dual durometer glazing with snap-in glazing beads
- 7/8" insulated glass
- Full screens with casements
- Half screen with double-hungs
- Double sealed weatherstripping
- All exterior weather-exposed surfaces are covered with color coordinated aluminum stock
- Highest quality hardware
- Double-hungs tilt-in for easy cleaning
- Trim profiles to maximize Glass Area
- All windows custom sized



- Fusion welded frame and sash
- Slides on vinyl track
- Sashes lift out for easy cleaning
- Half screen included
- Full double weather stripping
- Dual durometer glazing
- 7/8" insulated glass
- Positive action cam-type lock and keeper
- Dual locks
- Full extruded handles

